

2022

ASE OVERVIEW BY THE NUMBERS



To advance cardiovascular ultrasound and improve lives through excellence in education, research, innovation, advocacy, and service to the profession and the public.

MEMBERSHIP

16,581 MEMBERS

Representing **111** countries

80% U.S.-based Members

20% Members Outside the U.S.



ASE MEMBER REFERRAL PROGRAM

354 New Members

172 Ambassadors

21 Ambassadors received Free 2023 Memberships for referring five or more new members.

136 NEW FELLOWS
OF ASE (FASE)

2,235 Active FASE Members



VOLUNTEERS

1,329 Individual Members



COUNTRIES BY HIGHEST MEMBERSHIP

United States – 13,120	Japan – 141
Canada – 738	Brazil – 119
Australia – 574	Mexico – 106
India – 173	Saudi Arabia – 96
United Kingdom – 158	New Zealand – 80

MEMBERSHIP TYPE

Professional – **14,053**
Rising Star – **981**
Fellow in Training & Students – **1,323**



28

INSTITUTIONS

Participated in the
Organizational
Membership Program

TOP 10 AREAS OF PRACTICE

1. Adult Echocardiography
2. Cardiovascular Sonography
3. Pediatric Echocardiography
4. Nuclear Cardiology
5. Adult Congenital Heart Disease
6. Anesthesiology
7. Perioperative Echocardiography
8. Research
9. Interventional Cardiology
10. Vascular Medicine

COMMUNITIES



REGISTRY

320,000+ TTE Studies

12 ImageGuideEcho
QCDR Measures

6 Participating
Institutions



9,806 MEMBERS PARTICIPATE IN COUNCILS

Sonography Council – **6,868**

Pediatric & Congenital Heart Disease Council – **2,829**

Perioperative Echocardiography Council – **2,607**

Circulation & Vascular Council – **1,728**


Critical Care Echocardiography Council – **1,055**

Some members participate in more than one council.

ASE LEADERSHIP ACADEMY

15 Participants

15 Senior Advisors



MENTOR MATCH PROGRAM

20 Mentors

20 Mentees

3,343 MEMBERS PARTICIPATE IN SPECIALTY INTEREST GROUPS

Cardio Oncology – **NEW!** – **720**

Emerging Echo Enthusiasts – **903**

Interventional Echocardiography – **1,289**


Neonatal Hemodynamics – **339**

Veterinary – **92**

EDUCATION

54,960

**ASE LEARNING
HUB USERS**



GUIDELINES

75* In Circulation

17 In Development

3 Published

7 Translated
Languages



**Implemented revision control & archiving.*



94,687

Total CME Hours Delivered



42,005
Physician
Hours



52,682
Nonphysician
Hours



6 Virtual Courses
1,711 People Participated



**8 Co-sponsored
Courses**

29

Webinars Hosted

8,414

Total Registrants

76

Countries Represented



3,575

Total Products Sold

1,191 Physical Products

1,584 Online Products

1,390 Guideline Products



INNOVATION & RESEARCH

7.722
JASE IMPACT FACTOR



456 Reviewer CME Credits Claimed
387 Unique Reviewers for JASE
2 JASE Podcasts Published
OnlineJASE.com

CASE DOWNLOADS & VIEWS

78 Unique Reviewers for CASE
157,070 from CASE website
55,029 from ScienceDirect
CVCaseJournal.com



20 TOP RESEARCHERS
412 researchers invited to
present abstracts at the
Scientific Sessions

14 IRT
PARTNERS



FUJIFILM



PHILIPS



ADVOCACY

Ensuring adequate reimbursement levels for echocardiography services and providing patient access to necessary care.



ASE'S ADVOCACY EFFORTS RESULTED IN

Minimizing the CMS conversion rate cut by **2.5%**

Passing the CAROL ACT which authorized **\$20M** each year, 2022-2026, to expand research on valvular heart disease and its treatment.

Averting **4%** PAYGO cut



88 Member Interactions with Congress and Regulatory Agencies

36 Comment Letters to Congress and Regulatory Agencies

OUTREACH

263,328 Emails Delivered

10 Campaigns

1 Coding Newsletter


1 Coding Guidance Update



ASE CODING EXPERT


24/7/365 Availability

46 Questions Answered



ASE AND THE AMA

ASE Maintained **2 SEATS** in the AMA House of Delegates



ASE PARTICIPATED IN **14** COALITIONS/ALLIANCES/ADVISORY GROUPS



ENGAGEMENT & NETWORKING

ASEcho.org

2,708,579 Page Views

1,292,783 Unique Page Views

712,067 Page Views on
Guideline Pages



ENGAGEMENT

Connect@ASEcho.org



6,618

Receive the Daily Digest



13,545

Community Members

SOCIAL CAMPAIGNS

#ASE2022

60.2M Impressions
8,542 Tweets
Over 900 Participants

Launch Party - November 9

#EchoGuideApp

3.1M Impressions
552 Tweets
236 Participants

4 ASE Twitter Journal Clubs

#ASEchoJC

34.7M Impressions
4,432 Tweets
848 Participants



Twitter @ASE360

21,848 Followers
21.2% Increase in Followers



LinkedIn

33,053 Followers
43.6% Increase in Followers



Facebook

27,709 Page Likes
1.7% Increase in Followers



Instagram

5,414 Followers
28.8% Increase in Followers



YouTube @ASE360

21,499 Subscribers
2.1M Lifetime Views
3.6M Impressions
295,555 Views
27,430 Hours of Watch Time
3,738 New Subscribers

TOP COUNTRIES ENGAGING



U.S.
Egypt
India
Mexico
Pakistan
Italy
Saudi Arabia
Brazil
Germany
Canada



U.S.
Brazil
India
Italy
Indonesia
Iran
Russia
Mexico
Australia
Canada



U.S.
India
Canada
China
Australia
Brazil
Italy
Germany
United Kingdom
Mexico

ASE FOUNDATION

PEOPLE SUPPORTING ASEF

2,520
DONORS



22 Annual Appeal Committee Members

16 Monthly Sustainers

9 Board Members

\$375K GOAL REACHED TO FUND
THE PAMELA S. DOUGLAS, MD, FASE
RESEARCH SCHOLAR ENDOWMENT

5 Research Scholar Awards will be supported by ASEF leveraging the future of echocardiography research.


\$266,746
**RAISED IN THE
ANNUAL APPEAL**



**TRAVEL GRANTS
AND SCHOLARSHIPS**

\$61,825 Awarded
46 Recipients

\$46,112
raised for research
funding from the
13th Annual Research
Awards Gala



\$37,559
Record Breaking
GivingTuesday

\$37,395
raised for the Gregory
Tatum Global Health
Travel Grant Endowment